



July 2002

16 Mill Street East
Milverton, ON NOK 1M0

Phone: (519) 595-8331
Fax : (519) 595-4142

sales@mornington.ca
www.mornington.ca



It is that time of the year again!
Safeguard your valuable
equipment with a
SURGE PROTECTOR!
Available at
Mornington Communications!



Home & Cottage Long Distance Calling

All on ONE bill.

Now you can add your cottage long distance to your **ALTO** Long Distance Plan. Simply combine both your home and cottage numbers under your current **ALTO** Long Distance Plan and pay the same rate in both places.

Save time and money — and all your long distance is on one bill.

Call for details!




**Start Surfing
Faster!
High Speed
Internet Access**

- Talk & surf on the same line at the same time.
- No second line or special phone line required.
- Speeds up to 10 times faster than 56K modem.
- Always connected: No dialing, No busy signals.

CALL TO DAY! Residential **\$39.95/mth**
Business **\$49.95/mth**

NOW AVAILABLE
in most of our service territory!




Thinking of Digging?

As you undertake any construction projects please use caution when digging. With telephone, fiber optic and other lines underneath the ground it is important that you call to have those cables located.

Locates are FREE and can save you from a lot of headaches. Please call 611 at least 48 hours before you plan to dig.

CALL BEFORE YOU DIG!

Visit us on the web at:



WWW.
mornington.ca

or

www.cyg.net

How Do I . . .

ANSWER CALL WAITING

- A beep tone will alert you that another call is waiting.
- To answer the call that is waiting, press the switch hook for 1 second to put the first call on hold and be automatically connected to the call that was waiting.
- To switch between the two calls, use the switch hook for about one second.
- To end the call, simply hang up. Your telephone will ring back to you. When you answer the phone, you will be connected to the other caller.

FORWARD MY CALLS

- Lift the handset, listen for the dial tone
- Dial 7 2 # (on a rotary dial phone, dial 7 2 and wait for 4 seconds)
- Listen for a dial tone.
- Once you hear it, dial the number where you would like the calls forwarded to. Calls can be forwarded to a cellular phone, a pager or to another home or business number.
- When someone at the other end answers the phone, the call forwarding will take effect.
- If there is no answer, repeat the previous steps. If you do this within 2 minutes, you will hear 2 beeps that indicated that call forwarding is working.

DEACTIVATE CALL FORWARDING


- Lift the handset and listen for a dial tone
- Dial 7 3 # (on a rotary dial phone, dial 7 3 and wait for 4 seconds)
- Listen for 2 beeps. This indicates that call forwarding is now deactivated and calls will ring on your telephone.

Please Note: You must subscribe to these features in order to use these instructions. To add these calling features or any other calling feature, call 595-8331 today!

Are you Dialing Into Long Distance Savings?



Connecting Everywhere



Traveling this summer?

If you are planning on traveling this summer and will be making calls with your calling card, please be sure to use the toll free numbers provided.

By using these numbers, you will ensure that your calls will be placed with a Canadian operator and will avoid any unexpected charges on your telephone bill. This is especially important when you are using a payphone to make your call.

ALTO Calling Card
I-800-320-5434

BELL Canada Calling Card
1-800-555-1111

To order an ALTO Calling Card, contact the office.



C Y G · N E T
INTERNET SERVICES INC.

Customer Support

Internet support is available:

Monday to Friday	8:30 am–10:00 pm
Saturday	10:00 am–2:00 pm

There is no support available on Sunday but messages can be left and will be responded to on Monday.

Contact customer support at
595-9252 or 272-0451